




DROP-OFF

Vehicle drop-off directions

Directions to the Record go office

- Drive to the airport following the 'car rental' signs that will guide you to our car park.
- Follow the Record go signs.
- Once you arrive at our 'return car park!', leave your car in one of the marked Record go parking spaces.
- Go to the Record go return office and hand over the car key only to the Record go staff, duly identified.

RECORD GO OFFICE
Tenerife Sur Airport

 **TENERIFE SUR AIRPORT**



REMEMBER




Lost property: Check the vehicle before giving your keys back and make sure that you haven't left any of your belongings inside. Record go will not be held responsible from any loss or damage to personal property left or forgotten in the vehicle during the rental period or thereafter. The contract holder is the only person responsible for such property.

Vehicle cleaning: The rental price includes standard cleaning of the rented vehicle. However, if the rented vehicle requires special cleaning, the contract holder will be charged the corresponding fee. Smoking is prohibited in all of our vehicles.

Vehicle inspection: Ask the Record go staff to check the condition of the hire vehicle. If the contract holder does not request a review of the hire car's condition, they will be giving their consent and authorisation to Record go to undertake the collection of the corresponding amount derived from the breach of any of the contractual obligations.

How to proceed in the event of an accident

Roadside assistance

-  Do not abandon the rented vehicle without taking the necessary measures to protect it, and always stay with the vehicle until the towing service arrives.
-  Notify Record go within a maximum of 24 hours of any damage that may have been caused to the rented vehicle (with or without third-party involvement).
[📞 Roadside assistance: 964 631 546](tel:964631546)
-  Hand in a duly completed accident or damage report (regardless of the contracted coverage).
ictfs@recordrentacar.com

 More information in Point 1.2 of the General Terms and Conditions.

Record go
MOBILITY



TENERIFE



C-03-ed04-TFS-EN

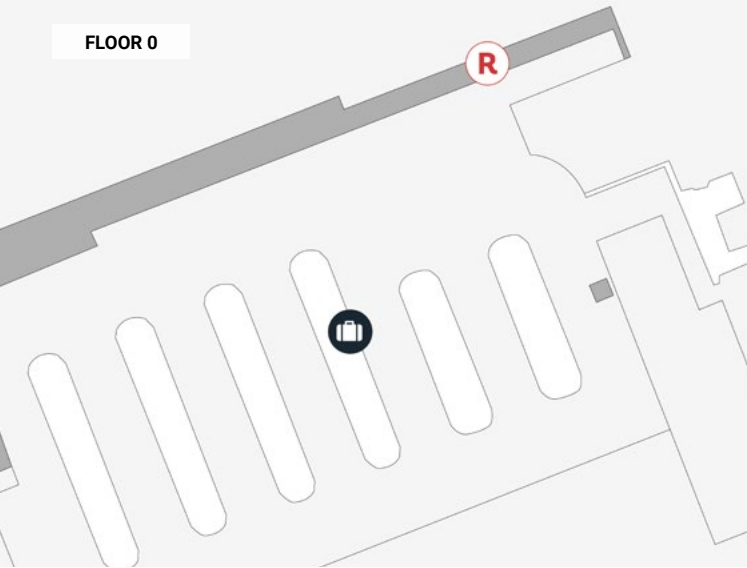
RECORD GO OFFICE
Tenerife Sur Airport
www.recordgo.com



PICK-UP

Vehicle pick-up directions

FLOOR 0



Ground Zone: As you exit the Baggage Claim Hall, turn left. The car rental counters are located next to the Baggage Hall exit.

Air Zone: To the left of the Baggage Claim exit you will find the car rental counters.

Directions from the office to the car park

Once you've got the rental agreement and the keys to the vehicle, leave the office and you'll find the car park area.

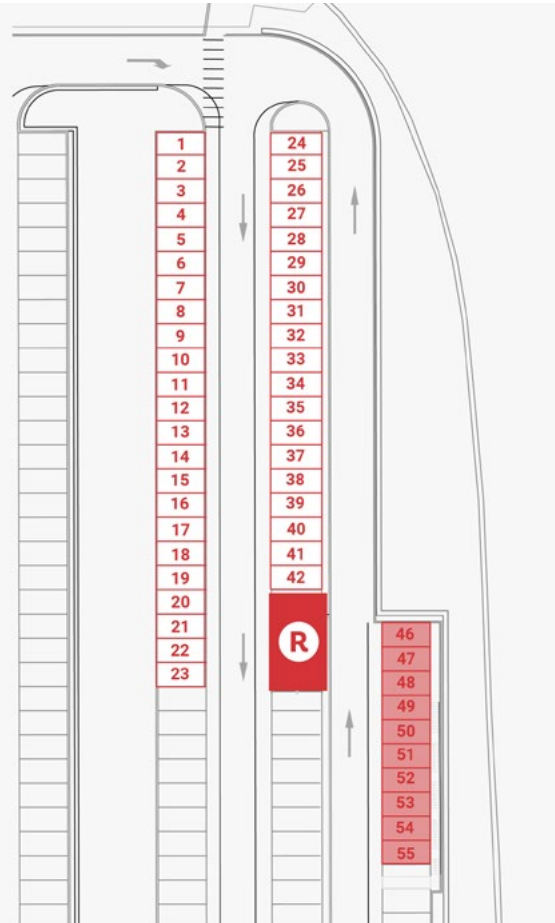
You'll find your vehicle in the indicated space.



CAR PARK

Distribution plan of spaces

You can consult your space number in the 'Rental information' section of your rental agreement.




Add extra peace of mind to your car hire



Download it to your device and discover its new features.

- ✓ Check-up of the vehicle at pick-up
- ✓ Information and bookings
- ✓ Office locations
- ✓ Contact



* Available in Spanish, English and German.

